

How Might Choice Change Things?

Choice Outcomes



■ Attainment ■ Civic/Character ■ Health ■ Achievement ■ Competition

Rules of the Road



Limited to rigorous “Gold Standard” studies when available



“Stoplight” color coding of **positive**, **neutral**, **negative**



No cherry-picking



In a focus group of 40 parents of school age children, how many chose "test scores" as the main signal they use to assess their child's success in school? other options: "attitude towards school," "general well-being," "completion of homework," "grades"

Multiple Choice Poll 27 votes 27 participants


0 chose test scores - 5 votes



8 chose test scores - 13 votes



16 chose test scores - 3 votes



24 chose test scores - 6 votes





UNIVERSITY OF

Brendan Wolf

Bachelor of Arts, Psychology

ed CHOICE

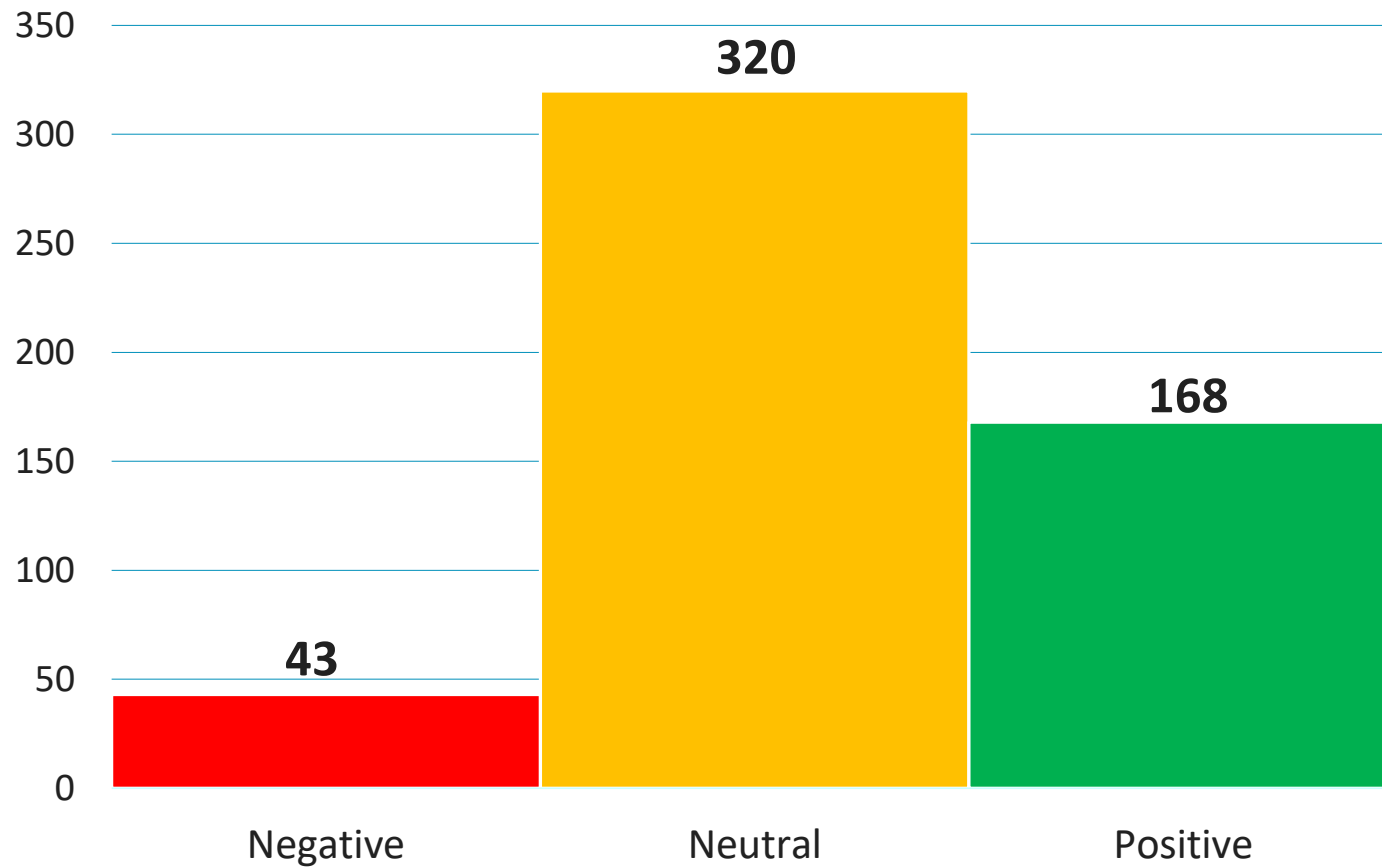
Attainment Study	Place	Effect
Wolf et al (2013)	DC	+21 percentage points - Diploma
Erickson & Scafidi (2020)	Georgia	+17 percentage points - Diploma
Cowen et al. (2013)	Milwaukee	+4-6 percentage points - Diploma
Warren (2011)	Milwaukee	+12 percentage points - Diploma
Austin & Pardo (2021)	Indiana	No difference – Diploma
Austin & Pardo (2021)	Indiana	+8 percentage points – College Enrollment
Chingos, Monarrez & Kuehn (2019)	Florida	+6 percentage points – College Enrollment
Erickson & Scafidi (2020)	Georgia	+19 percentage points – College Enrollment
Wolf, Witte & Kisida (2019)	Milwaukee	+4-6 percentage points – College Enrollment
Chingos & Peterson (2015)	New York City	+5-6 percentage points for Blacks – College Enrollment
Cheng & Peterson (2021)	New York City	+8 percentage points for mod-dis. – College Enrollment
Erickson, Mills & Wolf (2021)	Louisiana	+8 percentage points for H.S. aps – College Enrollment
Chingos & Kisida (2023)	DC	No difference – College Enrollment
Chingos, Monarrez & Kuehn (2019)	Florida	+1-2 percentage points – Bachelor’s Degree
Wolf, Witte & Kisida (2019)	Milwaukee	+3 percentage points for elem. aps – Bachelor’s Degree
Cheng & Peterson (2021)	New York City	+5-7 percentage points for mod-dis. – Bachelor’s Deg.
Chingos & Peterson (2015)	New York City	+2-3 percentage points for Blacks – Bachelor’s Degree



Civic Outcomes of Private Schooling

- **Political Tolerance** – willingness to extend constitutional rights to disliked groups
- **Political Participation** – involvement in civic activities
- **Civic Knowledge and Skills** – familiarity with the workings of government & the ability to communicate with officials
- **Voluntarism and Social Capital** – unpaid involvement in improving one's community

Private Schooling Civic Effects



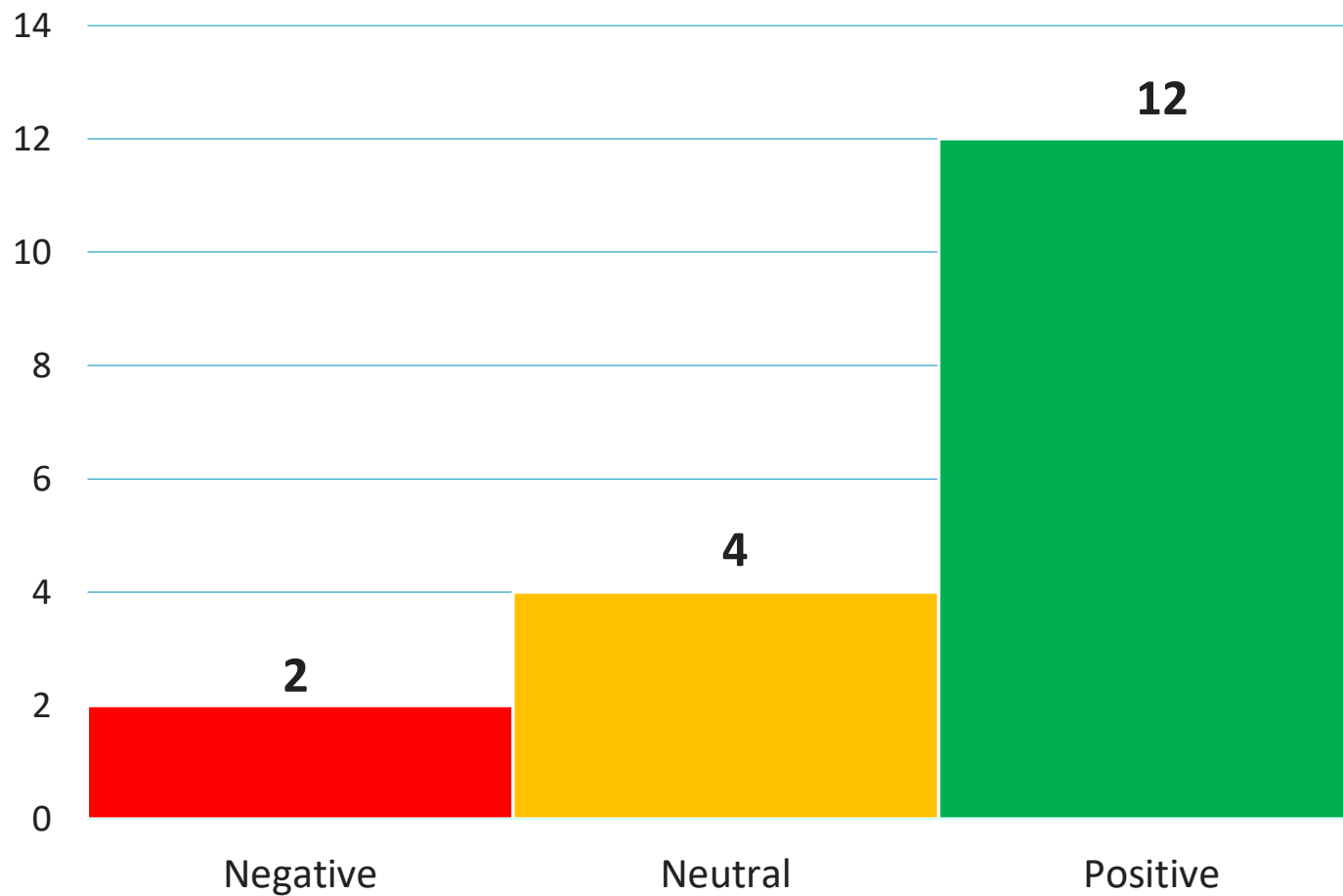
Source: Shakeel et al. 2024



Mental Health Effects of School Choice

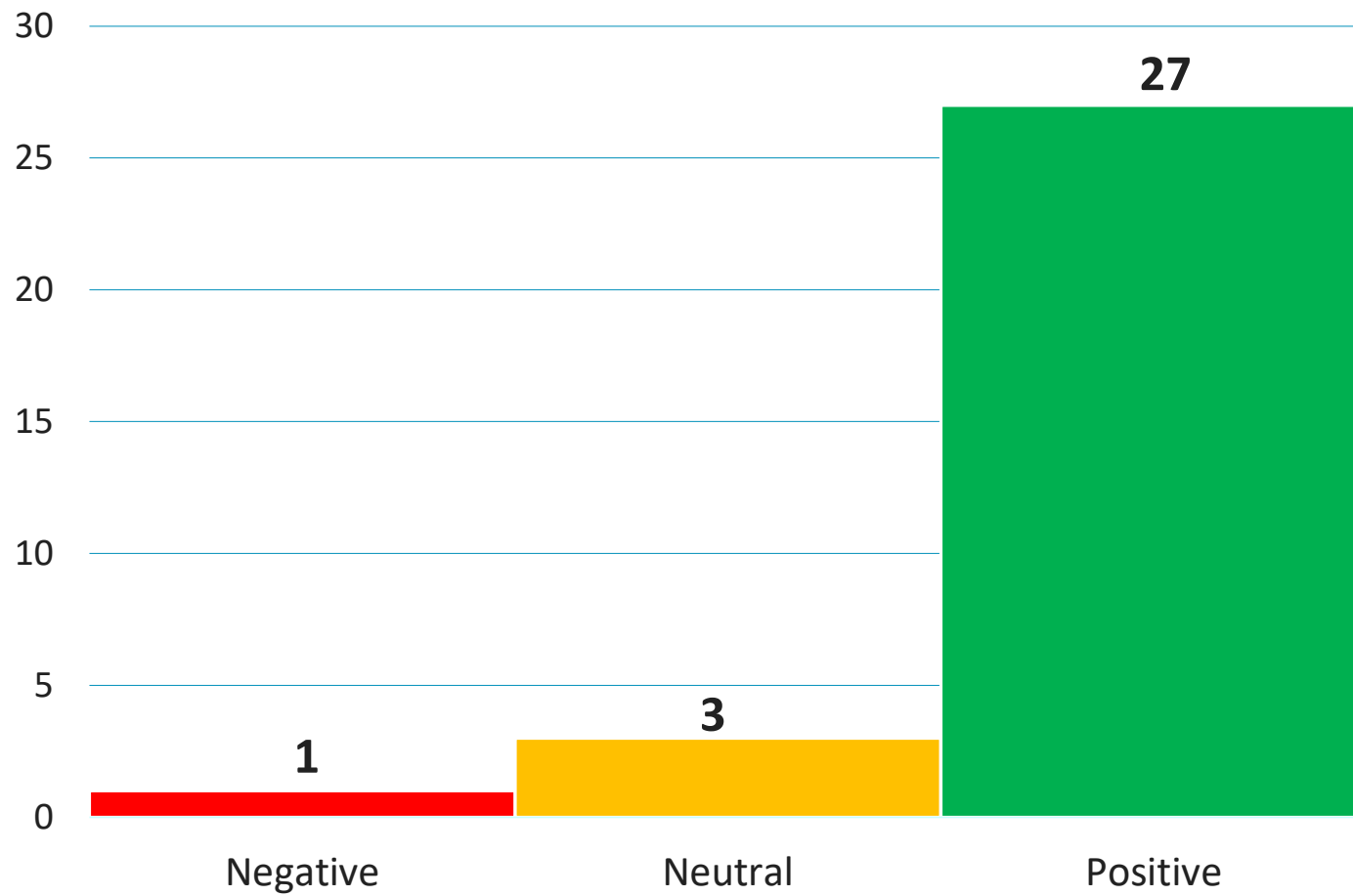
- School choice is predictive of fewer adolescent suicides & mental health appointments (DeAngelis & Dills, 2018)
- Private schooling is predictive of fewer suicides & less depression (Watt, 2003)
- Catholic schooling effects on suicide attempts are neutral to positive (Mocan & Tekin, 2006)

Participant Achievement Effects





Competitive Achievement Effects





Summary of School Choice Effects

- Positive on educational attainment
- Neutral to positive on most civic outcomes
- Neutral to positive on mental health
- Neutral to positive on achievement for participants
- Positive on achievement for affected non-participants



Thank you!